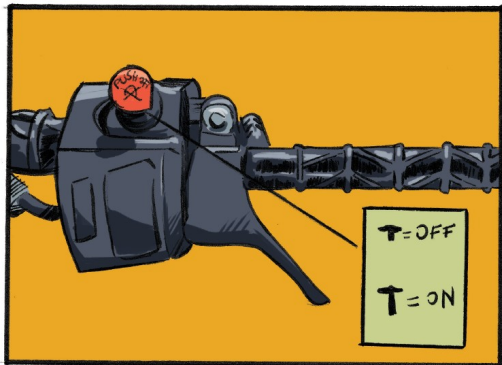


HOW TO OPERATE THE SNOWMOBILE



Become a confident snowmobile rider

Our guide will teach you the basics of operating a snowmobile but here is a great list for you to ride the glacier comfortably





RED BUTTON CUTS THE POWER

If there is a problem, stop the snowmobile! If it's behaving unnaturally you can always cut the power with the red button on top of the handlebars. Press it down and all power is cut off, pull it up and you can start it again with the ignition.




ONLY OPERATE THE THROTTLE WITH YOUR THUMB

The throttle is thumb operated on the right. It's important to use only the thumb, not the whole hand, when operating the throttle. If the driver uses his whole hand and feels like he is falling off, the natural reaction is to grab tightly. Therefore, you will floor the throttle which can cause excessive speed and injuries.





DO NOT USE THE BRAKE AND THROTTLE AT THE SAME TIME

The brake is on the left side on the handle bars. It operates like a bicycle brake. However, you don't need to operate the brake everytime you want to slow down. This is due to internal friction forces of a snowmobile and the track. If you release the throttle the snowmobile starts to slow down. Apply the brake, only if you want to brake faster. If you use both the brake and throttle at the same time, the brakes will overheat.



LEAN AGAINST IT

When driving, the operator and passenger must lean their bodies against the snowmobile to prevent it from tipping over. If the snowmobile leans to the right then you must lean your whole body to the left as a counterweight.





KEEP FEET ON THE FOOTRAIL!

When driving, keep your legs on the foot rail at all times. If the snowmobile falls over, don't step off the running boards. If you do so, the running boards will clamp your legs between the snowmobile and the ground, possibly causing injury. The same applies for the passenger.

FOLLOW THE GUIDE IN A SINGLE LINE

The driving guide will instruct you to follow him in a straight line. This is important because if you follow the guide, you will be aware of upcoming terrain. There are rocks, crevasses and other dangers. If you travel out of line, you are putting yourself at danger because you are then unaware of upcoming terrain.



IF YOU GET LOST, STAY PUT!

If there is a problem during the tour, stop the snowmobile and raise your hand. The guide from the back will come and help you. If you can't see the snowmobile in front of you, stop. If you think you are lost, stay put! It is vital that you do not move the snowmobile if you lose the group. Then our guides can track you down with their systems. If you try to find your way back after losing the group then you will risk getting even more lost further from the glacier hut. If you get lost, keep all your equipment on and leave the snowmobile running with the lights on.

LISTEN TO YOUR GUIDE!

Expect all kinds of weather, enjoy the ride and experience the moods of Mountaineers!